

Town of Elsmere Park Group
Recommendations – 03-22

Walling Park (Linden Avenue)

- Play Equipment – suggest turning swings and placing play equipment closer to the area of the old tennis courts, separating the children’s play area from the basketball court
 - Large play equipment (all inclusive) – Botanical Gardens (LSI Website)
 - Small play equipment (ages 2-5) page 232 Butterfly, page 233 B Double – revitalization packet
- Swings (repair-paint frames or replace)
 - 2 big kid swings
 - 2 little kid swings
 - 1 wheelchair swing
 - remove swings frame/monkey bars along Baltimore Avenue parking lot
- Benches (poly material that cannot be scraped, i.e., rubber coating)
 - 4 benches, with backs – placed two on each long side of the play equipment
 - 2 benches, backless – placed next to the basketball court
 - remove benches in rear of park backing to Birch Avenue
- Picnic Tables – under Pavilion
 - 4-6 picnic tables under pavilion – page 272, A
 - 2 picnic tables on one side, outside pavilion – page 272, A
- Remove old tennis court asphalt and fencing – create green area

Maple Avenue Park

- Play Equipment
 - Large play equipment (ages 5-12) – Creator’s Cove – revitalization packet
 - Autistic-friendly equipment – Pulse Table Tennis – page 253
 - Half-round monkey bars (repair/paint, if in good condition)
- Swings (repair-paint frames or replace)
 - 2 big kid swings
 - 2 little kid swings
 - 1 wheelchair swing
- Benches (poly material that cannot be scraped, i.e., rubber coating)
 - 4 benches, with backs – placed two on each long side of the play equipment
- Picnic Tables
 - 2-4 picnic tables in treed area between playground and parking lot – page 272, A

Veterans Park

- Play Equipment
 - Large play equipment (ages 5-12) – Carson’s Canyon (revitalization packet)
 - Small play equipment (ages 2-5) – page 232 Butterfly, page 233 B Double – revitalization packet
- Swings (repair-paint frames or replace)
 - 2 big kid swings
 - 2 little kid swings
 - 1 wheelchair swing
- Benches (possibly poly material that cannot be scraped, i.e., rubber coating)
 - 2-4 benches, with backs – placed two on each long side of the play equipment
- Picnic tables
 - 2-4 picnic tables placed near trees (not as large as existing)) – page 272, A
- Flag Pole
 - Install taller flag pole
 - repair/replace lights
- Memorial Statue
 - determine location/install memorial statue as intended several years ago

Vilone Park

- Play equipment
 - Large play equipment (ages 5-12) – Jumping Jacks – revitalization packet
 - Small play equipment (ages 2-5) – page 87
 - Small play equipment (ages 2-5) page 232 Butterfly, page 233 B Double – revitalization packet
- Swings (repair-paint frames or replace)
 - 2 big kid swings
 - 2 little kid swings
 - 1 wheelchair swing
- Benches (possibly poly material that cannot be scraped, i.e., rubber coating)
 - 4 benches, with backs – placed two on each long side of the play equipment
- Picnic Tables
 - 4-6 picnic tables

Bryan Martin Memorial Park

- Benches
 - 2 benches, with backs – placed at an angle next to each other in front of or incorporated as part of the planting area
 - 2 additional benches, backless – placed next to the soccer field
- No picnic tables
- Change Park Layout – See Before & After Photos

Junction Park

- Benches
 - 2 benches, with backs – placed at an angle next to each other in front of or incorporated as part of the planting area
 - 2 additional benches, backless – placed next to the basketball court
- Change Park Layout – See Before & After Photos
- Picnic tables
 - 2 picnic tables

Bark Park

- As originally designed (see Photo)

Patty Blevins Walking Trail

- Stations placed along trail – 1 every .10 mile

Fairgrounds Park

- Remove playground structure & mulch area.

ALL PARKS

All parks will receive rubberized bases under equipment in lieu of mulch beds.

BASEBALL FIELDS

Vilone & Fairgrounds Parks

1. Material added & leveled on playing fields
2. Fix Fences: Holes in some areas are quite substantial, gates are missing in some areas.
3. All new bleachers in both parks
4. All dugout roofs need major repair
5. Locks on gates to keep out dogs
6. "No Dogs Allowed" signage
7. Sign directing owners to dog park

Joseph Walling

Park

(Linden Avenue)

Botanical Gardens

October 27, 2014 70924-1-3



Sm
landscape
structures®



**Better playgrounds.
Better world.®**

playlsi.com

Proudly presented by:



Sm
landscape
structures®

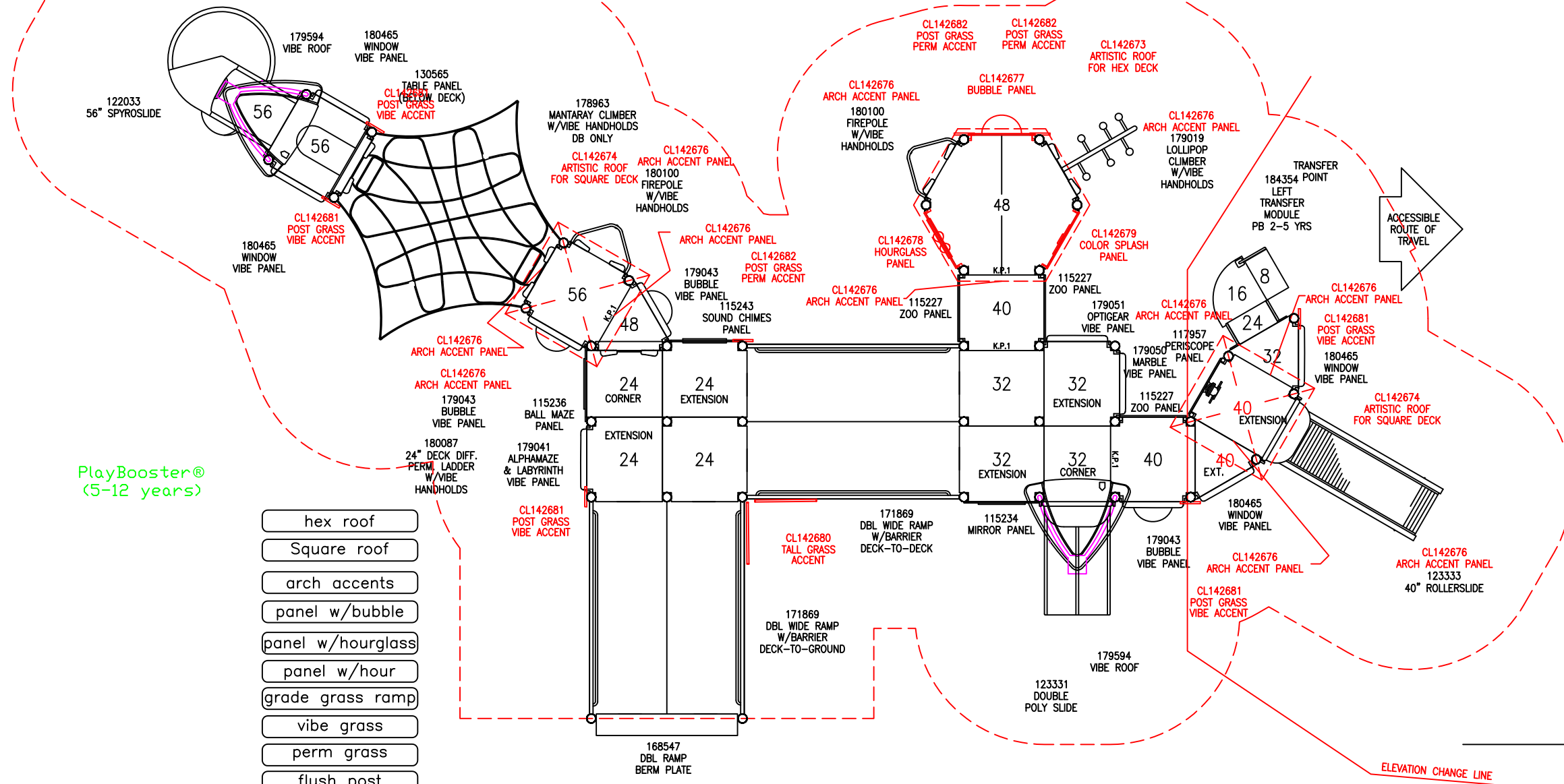


72'-2" [21.99M]

TOTAL SQUARE FOOTAGE
1806 SQ.FT.

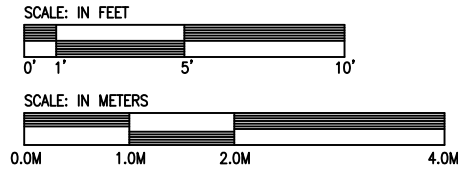
THE MAXIMUM FALL HEIGHT
OF THIS STRUCTURE IS 56"

40'-2" [12.24M]

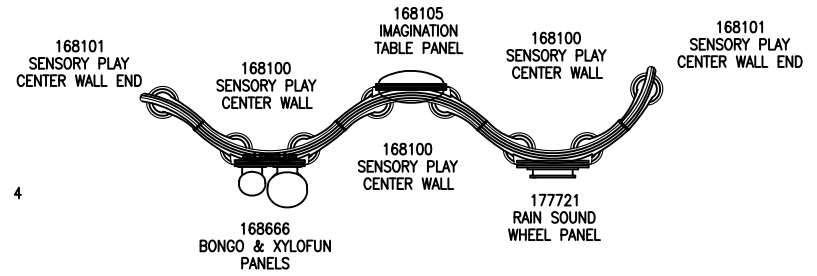


PlayBooster®
(5-12 years)

- hex roof
- Square roof
- arch accents
- panel w/bubble
- panel w/hourglass
- panel w/hour
- grade grass ramp
- vibe grass
- perm grass
- flush post
- kick plate



Estimated manufacturing time:
8 weeks from the
time of LSI order acceptance.



THIS PLAY AREA & PLAY EQUIPMENT IS
DESIGNED FOR AGES 5-12 YEARS
UNLESS OTHERWISE NOTED ON PLAN.

THIS CONCEPTUAL PLAN WAS BASED ON
INFORMATION AVAILABLE TO US. PRIOR TO
CONSTRUCTION, DETAILED SITE INFORMATION
INCLUDING SITE DIMENSIONS, TOPOGRAPHY, EXISTING
UTILITIES, SOIL CONDITIONS, AND DRAINAGE
SOLUTIONS SHOULD BE OBTAINED, EVALUATED, &
UTILIZED IN THE FINAL DESIGN. PLEASE VERIFY ALL
DIMENSIONS OF PLAY AREA, SIZE, ORIENTATION, AND
LOCATION OF ALL EXISTING UTILITIES, EQUIPMENT,
AND SITE FURNISHINGS PRIOR TO ORDERING. SLIDES
SHOULD NOT FACE THE HOT AFTERNOON SUN.

CHOOSE A PROTECTIVE SURFACING MATERIAL THAT
HAS A CRITICAL HEIGHT VALUE TO MEET THE
MAXIMUM FALL HEIGHT FOR THE EQUIPMENT (REF.
ASTM F1487 STANDARD CONSUMER SAFETY
PERFORMANCE SPECIFICATION FOR PLAYGROUND
EQUIPMENT FOR PUBLIC USE, SECTION 8 CURRENT
REVISION). THE SUBSURFACE MUST BE WELL
DRAINED. IF THE SOIL DOES NOT DRAIN NATURALLY
IT MUST BE TILED OR SLOPED 1/8" TO 1/4" PER
FOOT TO A STORM SEWER OR A "FRENCH DRAIN".

DESIGNED BY:

COPYRIGHT: 9/29/14
LANDSCAPE STRUCTURES, INC.
601 7th STREET SOUTH - P.O. BOX 198
DELANO, MINNESOTA 55328
PH: 1-800-328-0035 FAX: 1-763-972-6091

Date	Previous Drawing #	Initials

Botanical Gardens

Landscape
Structures

SYSTEM TYPE:
Playbooster

DRAWING #:
70924-1-2





FOR A BETTER TOMORROW
WE PLAY TODAY
shapedbyplay.com

Proudly presented by:



Bobble Rider™, Double

Model #164075 September 19, 2018



FOR A BETTER TOMORROW
WE PLAY TODAY

shapedbyplay.com

Proudly presented by:



lms
landscape
structures®

lms
landscape
structures®

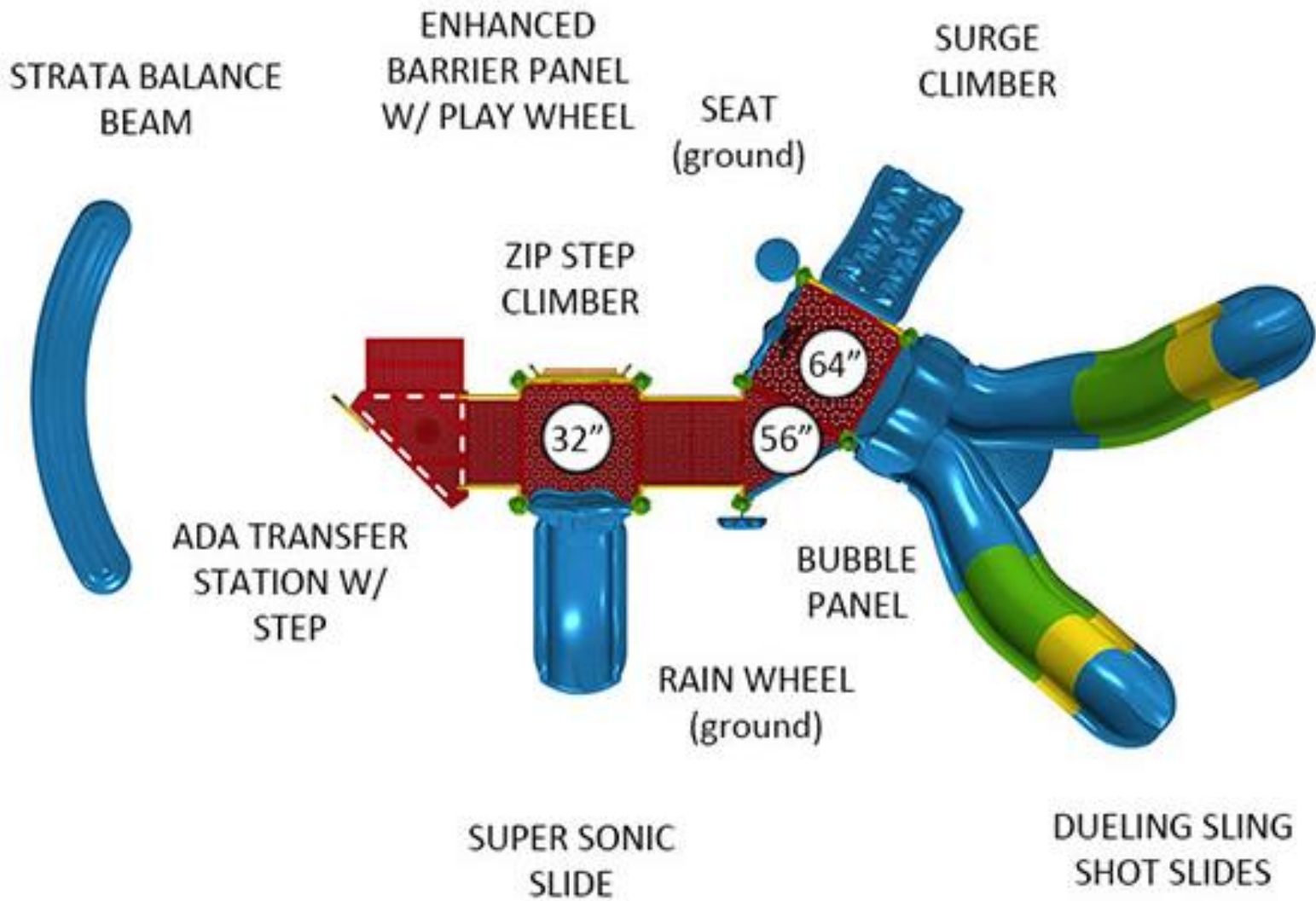
Picnic Table Location



Maple Avenue Park



Creators Cove – Playground Outfitters





Better playgrounds.
Better world.®

playlsi.com

Proudly presented by:



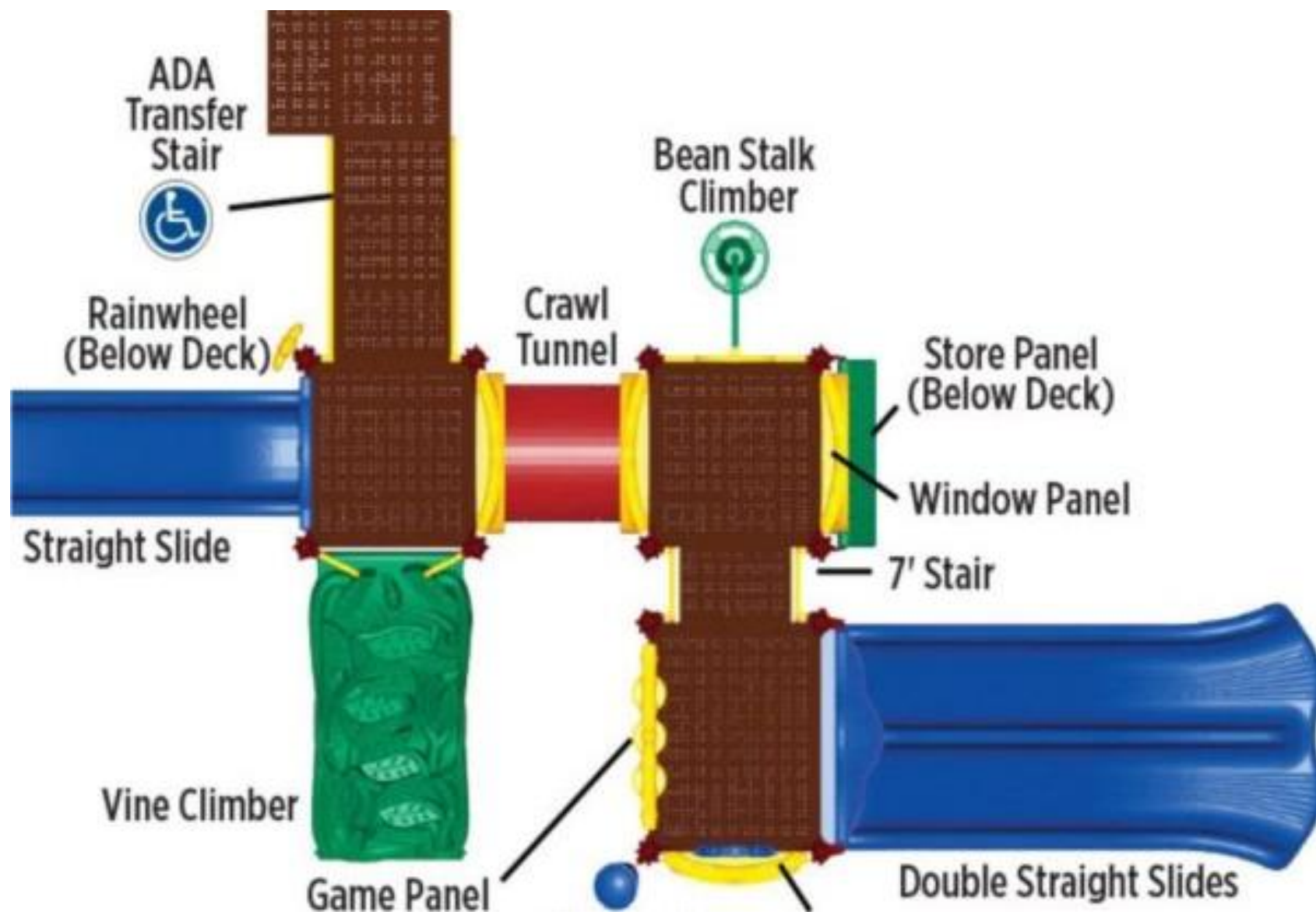
Picnic Table Location



Veterans' Park



Carson's Canyon – Playground Outfitters





FOR A BETTER TOMORROW
WE PLAY TODAY
shapedbyplay.com

Proudly presented by:



Bobble Rider™, Double

Model #164075 September 19, 2018



FOR A BETTER TOMORROW
WE PLAY TODAY

shapedbyplay.com

Proudly presented by:



lms
landscape
structures®

lms
landscape
structures®

Bench Location



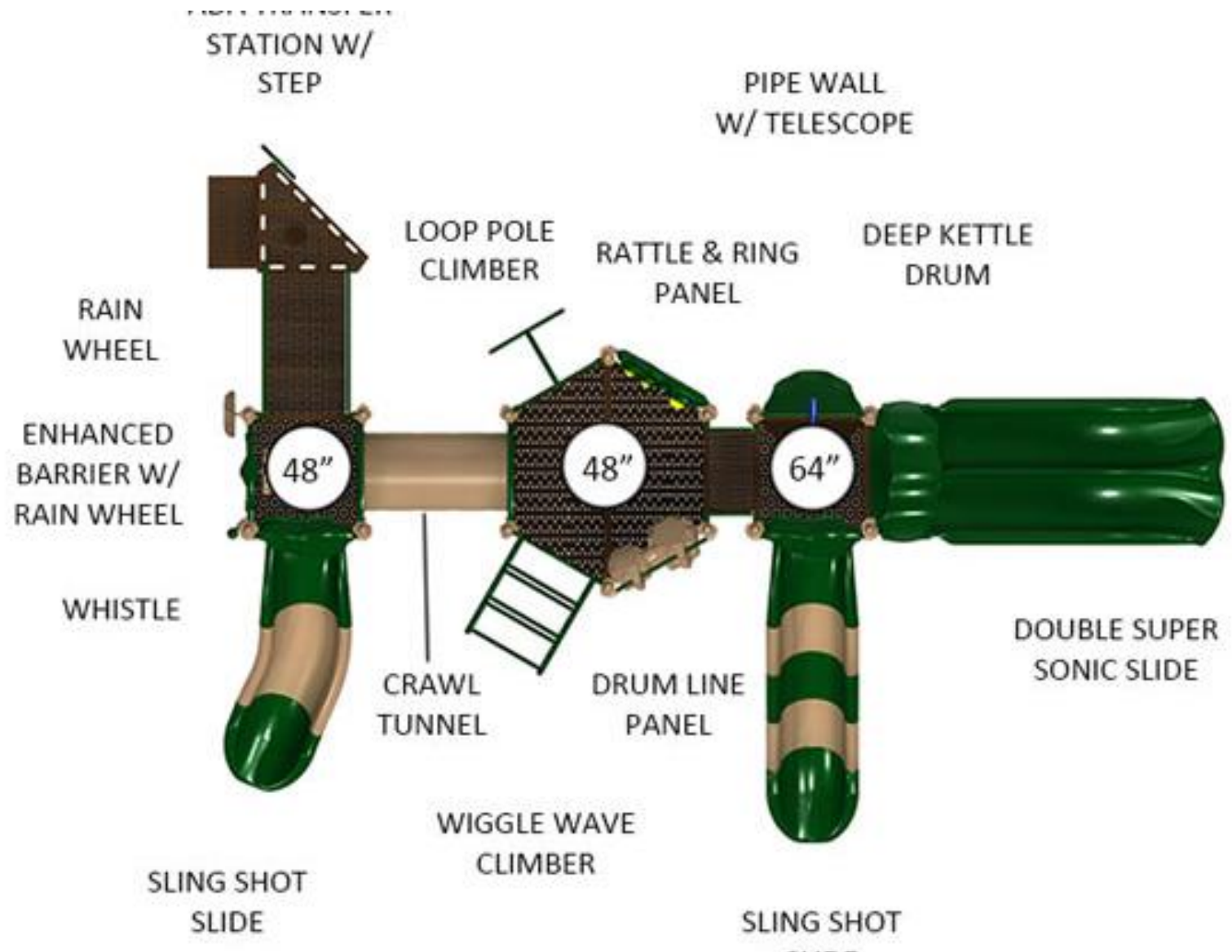




Vilone Park



Jumping Jacks – Playground Outfitters



MOTION



MOTION

2 to 5 years

This accessible playstructure packs 16 activities into its compact structure. Kids can clamber up the climbers, through the inclined tunnel and among the patterned decks, or settle into the cozy corner complete with a tabletop for imaginative play. Along the way there are cut-out shapes to peek through, bongos and ring-a-bells to play, and geometric shape-and-fit games.

Minimum area required:

22' 6" x 23' 11" (6,86 m x 7,29 m)

Maximum fall height:

32" (0,81 m)

- Compact structure
- Built-in shade
- Available with Sand Table or Flat Play Table
- ADA compliant
- Chose one ProShield® color, one polyethylene color and three Permalene® colors
- Direct bury or surface mount

#197057



* SUMMIT * TREE TOPS * SPRIG * BILLOWS * BREEZE * BEACHCOMBER * VENTI * MOTION * CUBE * CENTRE * FIRE STATION * MARKET CAFE * LOFT * NOOK *



FOR A BETTER TOMORROW
WE PLAY TODAY
shapedbyplay.com

Proudly presented by:



Bobble Rider™, Double

Model #164075 September 19, 2018



FOR A BETTER TOMORROW
WE PLAY TODAY

shapedbyplay.com

Proudly presented by:



lms
landscape
structures®

lms
landscape
structures®

All Parks

Recycled Contour Series Bench & Poly Picnic Table



**Better playgrounds.
Better world.®**

playlsi.com

Proudly presented by:





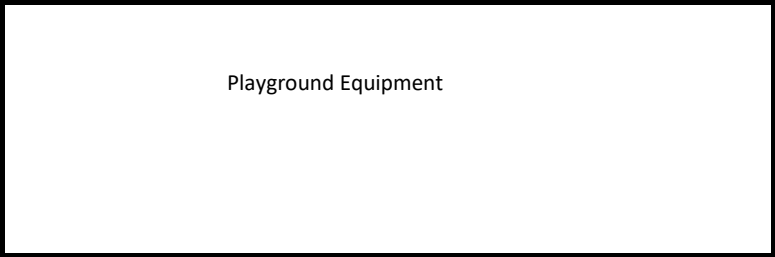


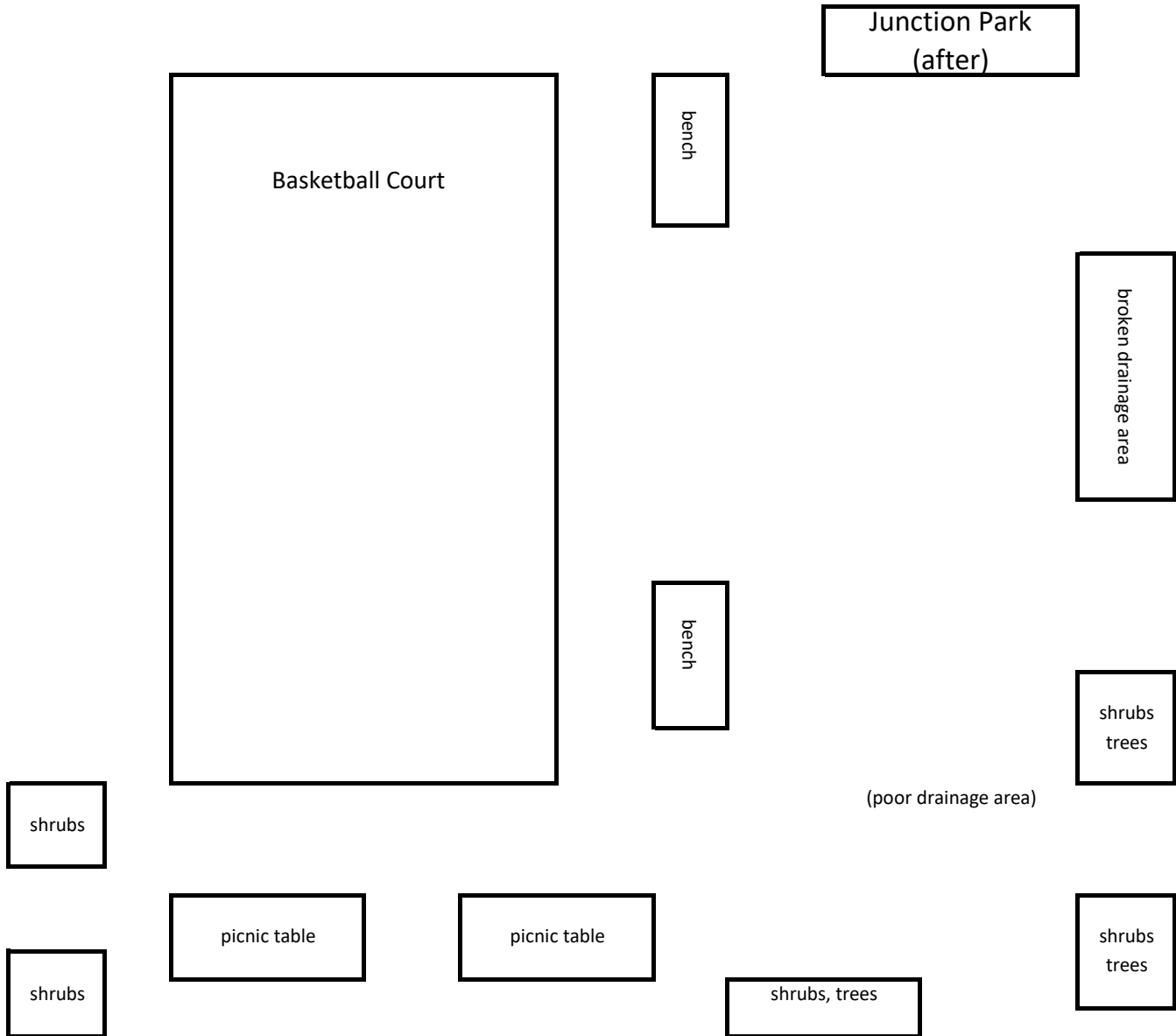
Junction Park

Junction Park
(before)



(poor drainage area)





Notes:

1. Pet waste station @ entrance to par
2. Trash can @ entrance to park
3. Native shrubs and small trees @ perimter

**Bryan
Martin
Park**

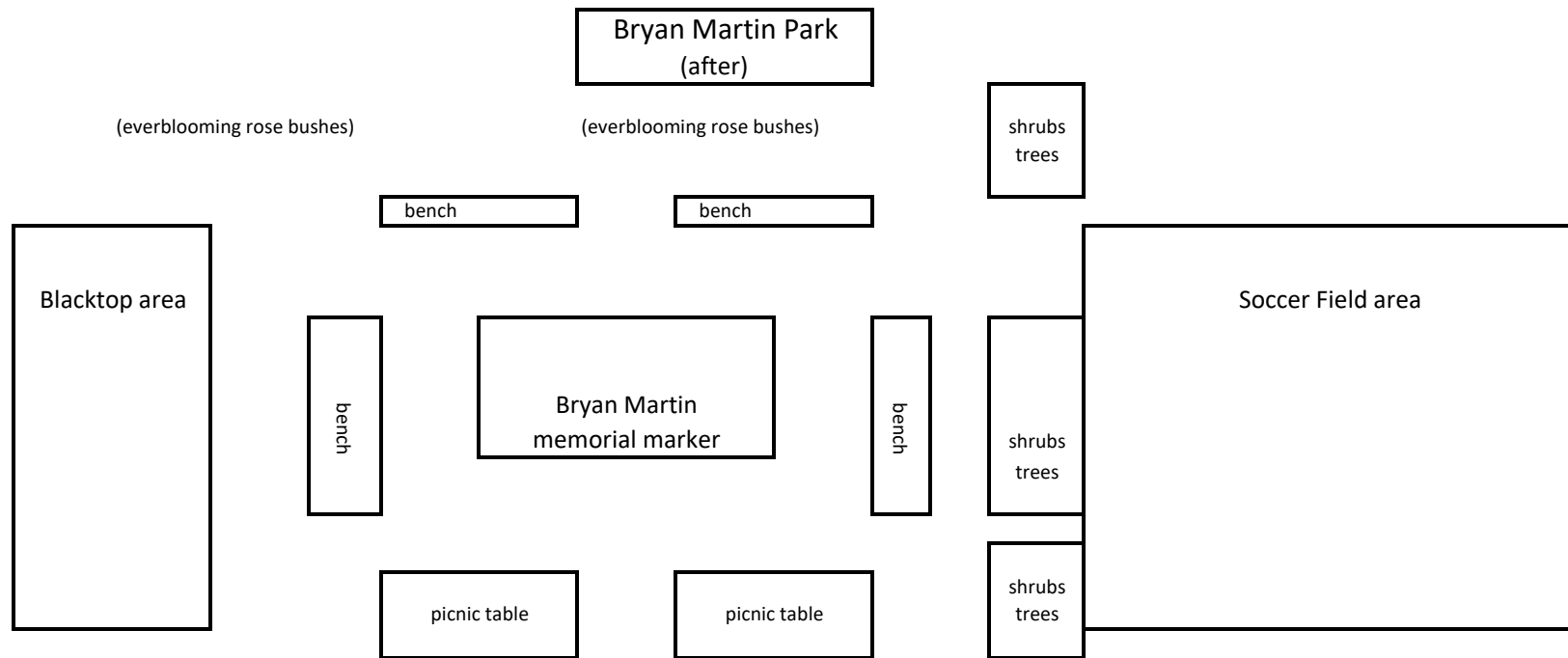
Brian Martin Park
(before)

Blacktop area

Empty frame

Playground

Soccer Field area



Notes:

1. Pet waste station @ entrance to park
2. Trash can @ entrance to park
3. Everblooming rose bushes @ back perimeter
3. Native shrubs, perennial grasses, and/or small trees @ perimeter
4. Memorial marker on frame/rock/etc. (correct spelling --> Bryan)
5. Blacktop area: possible foursquare, court game, etc.

Bark Park

