



1908 CAPITOL TRAIL
NEWARK, DE 19711
302-998-4500

ATTACHED IS THE REQUEST FOR PROPOSAL NO 24-05, ELSMERE
POLICE DEPARTMENT HOLDING CELL

SUBMITTED BY TINA DEAN 302-898-2752 CELL, 302-565-6743 DESK

 Quality workmanship from a neighbor you can trust.



1908 CAPITOL TRAIL
NEWARK, DE 19711
302-998-4500

TABLE OF CONTENTS

1) APPENDIX A- PROPOSAL FORM
2) APPENDIX B AFFADAVIT OF WORKERS ELIGIBILITY
3) APPENDIX C DEBARMENT CERTIFICATE
4) CERTIFICATE OF LIABILITY INSURANCE
5) TOWN OF ELSMERE BUSINESS LICENSE
6) STATE OF DELAWARE BUSINESS LICENSE
7-10) FERRIS' AGREEMENT/ESTIMATE FOR WORK TO BE DONE AND FORMAL CONTRACT (4 PAGES)
11) RENDERING OF JOB (A FORMAL DRAWING WILL BE SUPPLIED IF BID IS EXCEPTED)
12-13) DETENTION DOOR SPECS
14-16) PENAL-WARE TOILET SPECS
17) FLUSH MOUNT LIGHT FOR FENCED AREA
18-19) MIGHTY MAC CORRECTIONS LIGHT FOR MAIN AREA OF CELL
20) SPECS FOR STEEL BENCH WITH HANDCUFF RAIL

SUBMITTED BY TINA DEAN 302-898-2752 CELL, 302-565-6743 DESK




APPENDIX "A" Proposal Form

Name of Proposer: Ferris Home Improvements
 Mailing Address: 1908 Capitol Trail
 City: Newark State: De Zip: 19711
 Email Address: TINA @ Ferris home improvements, com
 Telephone: 302-998-4600 Fax: _____
 (C) 302-898-2752

TOTAL AMOUNT OF PROPOSAL \$ _____
 (proposal details should be submitted on a separate sheet and included with this form)

CHECK HERE IF THE PROPOSAL INCLUDE ANY EXCEPTIONS TO THE SCOPE OF WORK. (EXCEPTIONS SHOULD BE SPECIFICALLY NOTED AND SUBMITTED WITH THIS FORM)

The undersigned, by his/her signature, represents that he/she is authorized to bind the Proposer to fully comply with the terms and conditions of the attached Request for Proposal, Specifications, and Special Provisions for the amount(s) shown on the accompanying Proposal sheet(s). By signing below, you have read the entire document and agreed to the terms therein.

 10/25/24
 (Signature of Person Authorized to Sign PROPOSAL) Date

Printed Name and Title of Signer:
CHRISTINA (TINA) DEAN

[Faint, illegible text]

DO NOT SIGN OR SUBMIT WITHOUT READING ENTIRE DOCUMENT THIS FORM
MUST BE COMPLETED, SIGNED, AND RETURNED WITH PROPOSAL

APPENDIX "B"

Affidavit of Workers Eligibility

STATE OF DELAWARE)

) SS.

COUNTY OF NEW CASTLE)


AFFIDAVIT OF COMPLIANCE

WITH TOWN OF ELSMERE EMPLOYMENT REQUIREMENTS

1. I am an officer of Ferris Home Improvements (the "Company") and am authorized to make this affidavit on its behalf.
2. I hereby certify that all of the employees of the Company performing work within the Town of Elsmere are lawfully permitted to be employed by the Company under both federal and state law.

[Signature]

Sworn to and Subscribed before me this 25th day of October, 2024

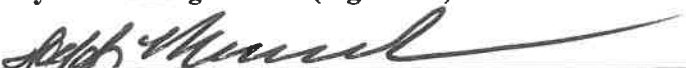


[Signature]
Notary Public

* This form must be signed and included for each proposal *

APPENDIX "C" Debarment Certification

- (1) The Proposer certifies to the best of its knowledge and belief, that it and its principals:
- (a) are not presently debarred, suspended, proposed for debarment, declared ineligible, or voluntarily excluded from covered transactions by any Federal department or agency.
 - (b) have not within a three-year period preceding this Proposal been convicted of or had a civil judgment rendered against them for commission of fraud or a criminal offense in connection with obtaining, attempting to obtain, or performing a public (Federal, State or local) transaction or contract under a public transaction; violation of Federal or State antitrust statutes or commission of embezzlement, theft, forgery, bribery, falsification or destruction of records, making false statements, or receiving stolen property;
 - (c) are not presently indicted for or otherwise criminally or civilly charged by a governmental entity (Federal, State, or local) with commission of any of the offenses enumerated in paragraph (1)(b) of this certification; and
 - (d) have not within a three-year period preceding this Proposal had one or more public transactions (Federal, State or local) terminated for cause or default.
- (2) Where the prospective primary participant is unable to certify to any of the statements in this certification, such prospective participant shall attach an explanation to this Proposal.

Agency Name: Ferris Home Improvements
Project Title: Elsmere PD Holding Cell
Agency Project Manager: Dan Heath or Joe Forgiore
Title of Project Manager: Project manager
Agency Authorizing Official (Print): Jeffrey Brannock
Agency Authorizing Official (Signature): 



CERTIFICATE OF LIABILITY INSURANCE

DATE (MM/DD/YYYY)
11/20/2023

4

THIS CERTIFICATE IS ISSUED AS A MATTER OF INFORMATION ONLY AND CONFERS NO RIGHTS UPON THE CERTIFICATE HOLDER. THIS CERTIFICATE DOES NOT AFFIRMATIVELY OR NEGATIVELY AMEND, EXTEND OR ALTER THE COVERAGE AFFORDED BY THE POLICIES BELOW. THIS CERTIFICATE OF INSURANCE DOES NOT CONSTITUTE A CONTRACT BETWEEN THE ISSUING INSURER(S), AUTHORIZED REPRESENTATIVE OR PRODUCER, AND THE CERTIFICATE HOLDER.

IMPORTANT: If the certificate holder is an ADDITIONAL INSURED, the policy(ies) must have ADDITIONAL INSURED provisions or be endorsed. If SUBROGATION IS WAIVED, subject to the terms and conditions of the policy, certain policies may require an endorsement. A statement on this certificate does not confer rights to the certificate holder in lieu of such endorsement(s).

PRODUCER CBM Insurance Agency, LLC 100 W. Commons Blvd, Ste 302 New Castle DE 19720	CONTACT NAME: Kathleen Coburn PHONE (A/C, No, Ext): 302-322-2261 E-MAIL ADDRESS: kcoburn@cbmins.com	FAX (A/C, No): 302-322-8285													
	<table border="1"> <thead> <tr> <th>INSURER(S) AFFORDING COVERAGE</th> <th>NAIC #</th> </tr> </thead> <tbody> <tr> <td>INSURER A : Atlantic States Insurance Company</td> <td>22586</td> </tr> <tr> <td>INSURER B : Donegal Mutual Ins CO</td> <td>13692</td> </tr> <tr> <td>INSURER C : Peninsula Indemnity</td> <td>14958</td> </tr> <tr> <td>INSURER D :</td> <td></td> </tr> <tr> <td>INSURER E :</td> <td></td> </tr> <tr> <td>INSURER F :</td> <td></td> </tr> </tbody> </table>		INSURER(S) AFFORDING COVERAGE	NAIC #	INSURER A : Atlantic States Insurance Company	22586	INSURER B : Donegal Mutual Ins CO	13692	INSURER C : Peninsula Indemnity	14958	INSURER D :		INSURER E :		INSURER F :
INSURER(S) AFFORDING COVERAGE	NAIC #														
INSURER A : Atlantic States Insurance Company	22586														
INSURER B : Donegal Mutual Ins CO	13692														
INSURER C : Peninsula Indemnity	14958														
INSURER D :															
INSURER E :															
INSURER F :															


INSURED
 Ferris Home Improvements, LLC
 1908 Kirkwood Highway
 Newark DE 19711

COVERAGES **CERTIFICATE NUMBER:** 1479156382 **REVISION NUMBER:**

THIS IS TO CERTIFY THAT THE POLICIES OF INSURANCE LISTED BELOW HAVE BEEN ISSUED TO THE INSURED NAMED ABOVE FOR THE POLICY PERIOD INDICATED. NOTWITHSTANDING ANY REQUIREMENT, TERM OR CONDITION OF ANY CONTRACT OR OTHER DOCUMENT WITH RESPECT TO WHICH THIS CERTIFICATE MAY BE ISSUED OR MAY PERTAIN, THE INSURANCE AFFORDED BY THE POLICIES DESCRIBED HEREIN IS SUBJECT TO ALL THE TERMS, EXCLUSIONS AND CONDITIONS OF SUCH POLICIES. LIMITS SHOWN MAY HAVE BEEN REDUCED BY PAID CLAIMS.

INSR LTR	TYPE OF INSURANCE	ADDL SUBR INSP WVD	POLICY NUMBER	POLICY EFF (MM/DD/YYYY)	POLICY EXP (MM/DD/YYYY)	LIMITS
A	<input checked="" type="checkbox"/> COMMERCIAL GENERAL LIABILITY <input type="checkbox"/> CLAIMS-MADE <input checked="" type="checkbox"/> OCCUR GEN'L AGGREGATE LIMIT APPLIES PER: <input type="checkbox"/> POLICY <input checked="" type="checkbox"/> PROJECT <input type="checkbox"/> LOC OTHER:		CPA9162629	12/8/2023	12/8/2024	EACH OCCURRENCE \$ 1,000,000 DAMAGE TO RENTED PREMISES (Ea occurrence) \$ 500,000 MED EXP (Any one person) \$ 15,000 PERSONAL & ADV INJURY \$ 1,000,000 GENERAL AGGREGATE \$ 2,000,000 PRODUCTS - COMP/OP AGG \$ 2,000,000 \$
A	<input checked="" type="checkbox"/> AUTOMOBILE LIABILITY <input checked="" type="checkbox"/> ANY AUTO OWNED AUTOS ONLY <input checked="" type="checkbox"/> HIRED AUTOS ONLY <input type="checkbox"/> SCHEDULED AUTOS NON-OWNED AUTOS ONLY		CAA9162629	12/8/2023	12/8/2024	COMBINED SINGLE LIMIT (Ea accident) \$ 1,000,000 BODILY INJURY (Per person) \$ BODILY INJURY (Per accident) \$ PROPERTY DAMAGE (Per accident) \$ \$
B	<input checked="" type="checkbox"/> UMBRELLA LIAB <input checked="" type="checkbox"/> OCCUR <input type="checkbox"/> EXCESS LIAB <input type="checkbox"/> CLAIMS-MADE <input checked="" type="checkbox"/> DED <input checked="" type="checkbox"/> RETENTION \$ 10,000		CXL9162629	12/8/2023	12/8/2024	EACH OCCURRENCE \$ 5,000,000 AGGREGATE \$ 5,000,000 \$
C	<input checked="" type="checkbox"/> WORKERS COMPENSATION AND EMPLOYERS' LIABILITY ANY PROPRIETOR/PARTNER/EXECUTIVE OFFICER/MEMBER EXCLUDED? (Mandatory in NH) If yes, describe under DESCRIPTION OF OPERATIONS below	Y/N <input type="checkbox"/> N/A	1000011404	12/8/2023	12/8/2024	<input checked="" type="checkbox"/> PER STATUTE <input type="checkbox"/> OTHER E.L. EACH ACCIDENT \$ 1,000,000 E.L. DISEASE - EA EMPLOYEE \$ 1,000,000 E.L. DISEASE - POLICY LIMIT \$ 1,000,000

DESCRIPTION OF OPERATIONS / LOCATIONS / VEHICLES (ACORD 101, Additional Remarks Schedule, may be attached if more space is required)

CERTIFICATE HOLDER Town of Elsmere 11 Poplar Avenue Elsmere DE 19805	CANCELLATION SHOULD ANY OF THE ABOVE DESCRIBED POLICIES BE CANCELLED BEFORE THE EXPIRATION DATE THEREOF, NOTICE WILL BE DELIVERED IN ACCORDANCE WITH THE POLICY PROVISIONS. AUTHORIZED REPRESENTATIVE 
------------------------------------------------------------------------------------------	-------------------------------------------------------------------------------------------------------------------------------------------------------------------------------------------------------------------------------------------------------------------------------------------------------------------

THIS IS AN OFFICIAL LICENSE ISSUED BY THE TOWN OF ELSMERE.

TOWN OF ELSMERE LICENSE

**CODE ENFORCEMENT OFFICE
11 POPLAR AVENUE ELSMERE, DE 19805
Tel (302) 998-2215 Fax (302) 998-9920**

License Id: L2500055 **Issued Date:** 10/10/24
Effective Date: 11/01/24 **Expiration Date:** 10/31/25
License Type: GENERAL CONTRACTOR-OUT OF TOWN

Business Name: FERRIS HOME IMPROVEMENTS LLC
Business Location:

FERRIS HOME IMPROVEMENTS LLC
WALTER FERRIS
1908 CAPITOL TRAIL
NEWARK, DE 19711

Summary of Services:
Description
GENERAL CONTRACTOR-OUT OF TOWN



2024

NON-TRANSFERABLE TO BE PLACED IN A CONSPICUOUS PLACE



6

STATE OF DELAWARE

Department of Finance
Division of Revenue

ACTIVE BUSINESS LICENSE
2012101339

EFFECTIVE 01/01/2022 - 12/31/2024

ISSUED TO FERRIS HOME IMPROVEMENT LLC
1908 KIRKWOOD TRL STE 3
NEWARK DE 19711-5729

LOCATION FERRIS HOME IMPROVEMENT LLC
1908 KIRKWOOD TRL STE 3
NEWARK, DE 19711-5729



TRADE, BUSINESS OR PROFESSIONAL ACTIVITY RESIDENT CONTRACTOR

2024

ISSUED: 12/12/2021
FEE PAID: \$225.00

Is hereby licensed to practice, conduct, or engage in the occupation or business activity indicated above in accordance with the license application duly filed pursuant to Title 30, Delaware Code.

POST CONSPICUOUSLY - NOT TRANSFERABLE



Office of Attorney General

THIS IS TO CERTIFY THAT

FERRIS HOME IMPROVEMENTS, LLC
1908 CAPITOL HIGHWAY
NEWARK DE 19711

HAS REGISTERED IN PENNSYLVANIA AS A HOME IMPROVEMENT CONTRACTOR

1/6/2026
VALID UNTIL

PA060834
REGISTRATION NUMBER

Walter L...
SIGNATURE OF REGISTRATION CERTIFICATE HOLDER

M. M. A. H.
MICHELLE A. HENRY, ATTORNEY GENERAL



AGREEMENT

7


To: TOWN OF ELSMERE
 ELSMERE POLICE DEPARTMENT
 11 POPLAR AVE
 WILMINGTON, DE 19805
 302-998-2215

Date: 10/28/24
 Job # 24-44909-TD
 Email Address:
smartin@townofelsmere.com

Salesperson	Payment Terms
TINA DEAN	CHECK FOR THE TOTAL AMOUNT IS DUE UPON COMPLETION OF WORK

- Description: HOLDING CELL/BATHROOM FOR POLICE DEPT./ RFP NO. 24-05
- FHI WILL SUPPLY (1) ACORN PENAL-WARE 1418-CT-2-BP-04-FV-PHLF, STAINLESS TOILET AND SINK COMBO
 - FHI WILL SUPPLY (1) BREY-KRAUS- 60"L x12" D STAINLESS STEEL BENCH WITH HANDCUFF RAIL
 - FHI WILL SUPPLY (1) DELAFONTAINE STEEL SECURITY DOOR WITH STEEL FRAME: WITH TEMPERED GLASS "WINDOW", DEADBOLT AND A HANDCUFF/FOOD PASS THRU DOOR.
 - PLUMBING LABOR TO INCLUDE CUTTING, CAPPING AND REWORKING THE PLUMBING IN THE CHASE WALL TO ACCOMMODATE THE NEW TOILET/SINK COMBO. FHI WILL INSTALL THE NEW STAINLESS PRISON STYLE TOILET/SINK COMBO, CAP WATER LINES AND DRAIN LINES COMING OUT OF WALL SO THEY CAN NOT BE TAMPERED WITH AND PLYWOOD CAN BE INSTALLED OVER THEM.
 - CARPENTRY IS TO INCLUDE REMOVAL OF THE EXISTING WOOD DOOR, FRAME AND HARDWARE AND INSTALLATION OF THE NEW STEEL SECURITY DOOR AND HEAVY GAUGE, WELDED HOLLOW METAL FRAME AND WE WILL BOLT THE BENCH TO THE FLOOR. FHI WILL FRAME UP PRIVACY WALL NEXT TO THE TOILET. (EXACT SIZE TO BE DETERMINED ON SITE, WHEN THE CAMERA IS INSTALLED (APPROX. 6" X 40-48"H X 40" D). WE WILL SUPPLY AND INSTALL 3/4" PLYWOOD, USING NICKEL PLATED WASHERS AND TORQUE SCREWS TO SCREW PLYWOOD OVERTOP OF THE WALL WITH EXISTING ACCESS DOORS AND WHERE THE OLD PLUMBING WAS, UP TO THE PRIVACY WALL AND ON BOTH SIDES OF THE PRIVACY WALL.
 - ELECTRIC WILL INCLUDE SUPPLY & INSTALL (1) KENALL MIGHTY MAC SSA-2-1-25L30K-DCC-SYM1/8-1 12"x24" LED, TAMPER RESISTANT, LIGHT FIXTURE W/ TEMPERED GLASS TO REPLACE THE EXISTING CEILING LIGHT OUTSIDE OF FENCE. FHI WILL SUPPLY AND INSTALL (1) MAXIM #57664 WHITE TRIM 11" ROUND FLUSH MOUNT, 3000K LIGHT FIXTURE INSIDE OF FENCED AREA. BOTH NEW LIGHTS WILL BE INSTALLED IN THE SAME LOCATION AS THE EXISTING LIGHT FIXTURES. THE SWITCH FOR THOSE LIGHTS WILL BE RELOCATED TO THE CORRIDOR AREA JUST OUTSIDE THE BATHROOM. WE WILL INSTALL A SURFACE MOUNTED BOX AND INSTALL AN MC WIRE FROM THE EXISTING BOX TO THE NEW BOX.
 - FHI WILL FURNISH AND INSTALL 10 FEET OF 8FT HIGH, 9-GAUGE CHAIN LINK FENCE W/1" MESH, A 3FT WIDE GATE/DOOR (3) 2 1/2" X8' STEEL POSTS IN 4" PLATES ANCHORED TO THE FLOOR AND (3) 1 5/8" TOP, MIDDLE AND BOTTOM RAILS. INSTALLATION IS INCLUDED.

- NO ADDITIONAL LABOR IS INCLUDED IN PRICE OTHER THAN LISTED ABOVE. SECURITY SYSTEM & CAMERA/S ARE TO BE INSTALLED BY OTHERS. PAINTING IS BEING DONE BY OTHERS. THE FLOOR WILL REMAIN AS IT IS FOR THE TIME BEING.

CUSTOMERS APPROVAL  DATE 11/20/2024





8

By: Ferris Home Improvements, Hereafter called "FHI"

FHI will supply and deliver only such equipment and material as described in these specifications. Labor connected with this bathroom/kitchen installation will be supplied by FHI only as herein specified. Any equipment, material, and labor designated here as "Owner's responsibility" must be furnished and completed by the Owner, or the Owner's Agent in accordance with the work schedule established by FHI. Equipment, material, and labor not included in these specifications can be supplied by FHI at an additional cost for which authorization must be given in writing by the Owner, or the Owner's Agent. X

ADJUSTMENTS DURING THE JOB: All dimensions noted on cabinet designations shown on the floor plan and elevations/interpretive drawings, which are part of these specifications, are subject to adjustments dictated by job conditions. X

PAINTING: All surfaces of walls, ceilings, windows, doors, and woodwork, except those of factory-made equipment, can be painted by FHI as part of project package, otherwise it will be left unpainted & unfinished and become the responsibility of the client after FHI has completed the job. Any millwork, door or windows that the client would want stained would be their responsibility. X

DRYWALL PATCHING: It is important for a client to be made aware, understand and accepting of the following: If you are having areas of a project "patched" FHI will patch, spackle, and sand to industry standards. Regardless of who is responsible to paint this area, it will look different after paint. **New drywall in a patch versus existing drywall around it, will not look the same, it won't look as smooth as all new.** Client understands they can have the whole wall/ceiling plane drywalled to avoid this at additional cost. X

DURING DEMOLITION: In the demolition process, it is very common for nearby walls, back side of a wall or the ceiling below a floor to sustain damage, vibration or movement that may lead to holes, nail pops, cracking, chipping and/or stains. In the event this should occur, FHI will spackle and repair the affected areas to a paint ready finish, however, will not be responsible to match existing paint or paint the areas. FHI is available to provide a quote to touch up the areas if existing paint is available or to repaint the wall, ceiling, or room with new paint. X

DUMPSTER/TRASH REMOVAL FEES: If FHI has put a dumpster in your contract and for any reason we end up not placing one (ex.- No space, neighborhood restrictions, etc.), there will NOT be a credit back as FHI will still be responsible for collecting and removal of the trash from the project. X

DUMPSTER DISCLAIMER: Occasionally a dumpster can create a rust spot in your driveway, FHI will attempt to remove it once but cannot be held responsible for any spot that remains. FHI cannot be held responsible for any damages or marks incurred on a driveway surface where a dumpster is placed, should the customer approve us placing the dumpster in their driveway. I understand. X

RE-USE OF EXISTING EQUIPMENT: FHI prefers and recommends supplying all products on a project due to the professional relationships with our vendors that gives us buying power we have established over many years. In the event you choose to re-use existing materials such as but not limited to vanity tops, sinks, faucets, toilets, shower valves, accessories, tubs, appliances, flooring, etc. FHI will do our best to remove and reinstall with care but will NOT be responsible for the existing products functionality, appearance, no service nor warranty will be implied once disconnected and reconnected. Any issues with the reuse of an existing product will be the sole responsibility of the client to quickly replace. If it is something that FHI can supply, we are happy to suggest a solution and provide the additional cost to do it for you. X

FACTORY MADE EQUIPMENT/PRODUCTS: The manufacturer's expertise and specifications for quality, design, dimensions, function, and installation shall in all cases take precedence over any others. X

EXTRA MATERIALS: FHI will supply extra quantities of tile and/or flooring as well as installation materials to ensure that our installation crews have uninterrupted progress during their allotted installation window. Extra material is needed for cuts, waste, and unexpected shipping damage. This extra material is brought in as a courtesy. FHI does not offer credit on any unused extra material. FHI will leave any opened boxes for future repairs. X

CURRENT TIMES: Industry/World situations are unprecedented and requires patience from all involved. FHI will NOT call you to schedule your project until ALL materials have been received. You may receive a call from us, if after ordering materials, it is discovered that something you have selected is no longer available and will need to be re-selected. These are real possibilities that don't happen often but do happen. X

SELECTED PRODUCT DETAILS: I have reviewed all details with my design consultant in regard to the products that I have selected, and I have given considerable time and thought to each piece. My consultant has provided me with either pictures of the products or has shown them to me in person in the showroom. If they are printed pictures from the internet, I understand that the coloring may not be 100% accurate, but that is a general representation and that I am accepting of it without seeing the actual piece in person. X

DUAL PROJECTS: If FHI is providing more than one project for the homeowner – FHI will provide separate contracts/agreements and schedules for each project. It is expected that the homeowner will pay for the first project in full at the time of its completion regardless of the status of the next project. Payment for one project cannot be withheld for any reason pertaining to the next project. I understand that they are completely separate entities and agree to pay accordingly. X

SCHEDULING PROCESS: FHI will schedule your project once all materials have arrived, FHI cannot completely control damages, human error, backorders, short orders or manufacturing errors/defects and will do our best to keep the project moving forward in this rare instance. When this happens, your design consultant will reach out to you with a proposed "Start Date". Once you have confirmed a "Start Date", your project's schedule will be created. There are many different workers involved in your project therefore there will be a lot of thought and consideration given to the flow of work and how best to schedule it out to completion. Once completed, the schedule will then be sent to the homeowner along with a welcome letter with some general instructions on how to prepare your home, the space and yourselves for our arrival and the start of the project. X

TRANSITION OF POINT OF CONTACT: During the design and selection phase of your project, your point of contact has been your design consultant. Once the job has been started, you will meet your new point of contact – your Project Manager, where all scheduling, quality control, and day to day job questions and information will be communicated. Please always reach out to your Project Manager first after this point as they need to see/know everything first as they are handling the field work. Your design consultant will still be accessible with questions pertaining to your design and will stop out to the see the project a few times to check the progress of your combined creative work as seeing your ideas comes to life, which is the best part of the job! I understand the transition from creation to production. X

EMERGENCY SITUATIONS: FHI employees are available to our clients during the working hours of 8am-6pm Monday through Friday. If you have an **EMERGENCY**, please **TEXT/CALL** the project manager **AND** salesperson immediately for things like no electric, a water leak, or a major problem that needs immediate attention and cannot wait due to personal safety or damage to your home. If you have a non-emergency situation during after work hours, please **email** that information to the project manager and the salesperson or call/text them during work hours. Our employees' personal time is important to us as they give so much of their expertise and effort during work hours, we ask that you please respect it and refrain from text/calling them after work hours. X

WALK THROUGH: At the completion of the project, the design consultant will come back to do a walk through with you to look over your new space in detail. If there is anything that has not been addressed or something new has been discovered that needs adjustment, replacement, or fixing, this is when where it will be noted. Please take your time and be thorough with the details of the completed job. The final punch list will be made. Anything that may need to be ordered will be ordered and when it arrives, a punch day will be scheduled. Once the punch work is completed, the homeowner will be asked to sign off on the Completion form and an invoice for the remaining balance will be sent out. I understand X

LABOR WARRANTY

All material is guaranteed to be as specified. All work to be completed in a professional manner, according to standard practice. Owner to carry fire, tornado, and other necessary insurance. All material purchased from FHI, for this specified project, has a **ONE (1) YEAR LIMITED LABOR WARRANTY**. During the warranty period, we will repair or replace, at our discretion, any material that proves defective in manufacturing and/or workmanship under normal installation, use and service. This labor warranty shall not apply to any products/materials that have been subjected to misuse, negligence, abuse, accident, abnormal use, and extreme temperature or moisture levels. Homeowner maintenance items such as caulking, joint expansion/contraction or loose hardware is excluded! See individual manufacturer warranties for materials. All work to be performed in accordance with the manufacturer(s) specifications and industry standards. X

AGREEMENT

The purchaser agrees that any claim for adjustment shall not be reason or cause of failure to make payment of the purchase price in full. Once all materials are in, FHI will notify the client with an anticipated start date that is convenient for the client. The materials and services set forth in this contract shall be completed per written schedule provided to the client by FHI> The purchaser understands that the scheduled dates, when given, shall be deemed approximate, and performance is subject to delays caused by, but not limited to, strikes, fires, availability of the product at the time of delivery, acts of God and/or other reasons not under the reasonable control of FHI. This Agreement sets forth the entire agreement between the parties, and any and all prior agreements, warranties or representations made by either Party are superseded by this Agreement. If any provision of this Agreement is declared invalid or unenforceable by any tribunal, the remaining provisions of the Agreement shall not be affected thereby. Any alteration or deviation from the above specifications involving extra costs will be executed only upon written orders and will become an extra charge (change order) over and above the original estimate. Change orders must be paid in full upon signing. No agent of FHI, unless authorized in writing by FHI, has any authority to waive, alter or enlarge this contract or make any new or substituted or different contracts, representations, or warranties. All work to be completed in a professional manner according to industry standard practices. Owner to carry fire, tornado, and other necessary insurances. Our workers are fully covered by Worker's Compensation Insurance.

In the event of any dispute with regard to this Agreement, the prevailing party shall be entitled to all reasonable attorney's fees (including cost and expenses of litigation) which are incurred in enforcing the terms and provisions of this Agreement.

Payment Terms

Project Total: \$41,897.00

Cash(Check) Discount -\$1,048.00

Due at completion of work- \$40,849.00

ACCEPTANCE OF AGREEMENT:

The above prices, specifications, and conditions are satisfactory and are hereby accepted. You are authorized to do the work specified. Payment will be made as outlined above.

Signature:  Date of Acceptance: 11/19/2024

Signature: _____ Date of Acceptance: _____

DETENTION PRODUCTS SOLUTIONS

12

DE LA FONTAINE's detention products deliver **security, performance and durability**. They are ideal for a wide range of applications in correctional centers or other institutions that require a high degree of security.


DOORS

- Galvanized steel, A40 or A60
- Surface thickness of 16-gauge (1.6 mm) to 12-gauge (2.5 mm)
- Doors of 1-3/4" to 2-1/4"
- 12-gauge reinforced perimeter (14-gauge and 10-gauge also available)
- Welded edges, ground smooth
- Vision kit with welded or screwed glazing bead. Factory installed glass available.
- Integrated acoustic grilles, easy to maintain*
- Heavy duty particle wood or steel stiffened core
- Doors available with powder coating paint, applied in-factory
- Hardware installed in-factory according to project specifications

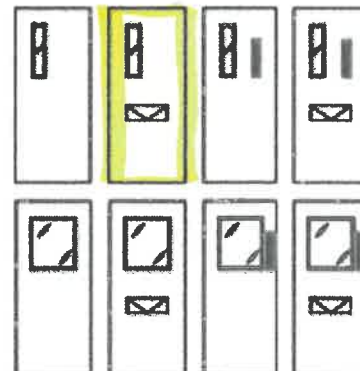
* The assembly recommended by DE LA FONTAINE allows for the easy removal and reinstallation of vision kits and the acoustic grille.

FRAMES AND SIDELITES

- Galvanized steel, A40 or A60
- Material available in thicknesses from 14-gauge (2 mm) to 3-gauge (6 mm)
- Continuously welded for a durable, heavy duty assembly
- Multiple profiles available
- Vision kits welded or screwed in-factory, with anti-tamper hardware
- Frames and sidelites available with factory-applied powder coating paint



DOOR MODELS



SA

ST SERIES

STEEL STIFFENED CORE

KEY FEATURES

- Increased durability and security
- Interior and exterior usage
- Bonded 18-gauge steel stiffeners 6" o.c. with industrial adhesive
- Voids between stiffeners filled with:
 - Polystyrene, all door thickness available (Default option)
 - Polyurethane, 1-3/4" door thickness only
 - Mineral wool, 1-3/4" door thickness only
- Edge seam options:
 - Lock seam (PA) 18- or 16-gauge
 - Lock seam and putty filled (PAF) 18- or 16-gauge
 - Continuously welded seamless edge (CW) 18-, 16-, 14- and 12-gauge
- R-Factor (metric values in parentheses)
 - STY: ASTM C1363: R1.54 (R0.27)
 - URE: ASTM C1363: R1.7 (R0.29)
 - MW: ASTM C1363: R1.8 (R0.32)

Performance

- Polystyrene: Windstorm Class 1, 70 PSF, 350 ft-lbs. See Windstorm-resistant openings section p.33 for more details.

Fire Ratings

Available up to 1-1/2 hours.

STANDARD FEATURES

- A40 galvanized material
- 16-gauge top and bottom welded inverted channel

OPTIONS

- A60 galvanized material
- Flush or sealed top and bottom welded channel
- Laser welded stiffeners (Mineral wool only)
- Primer for A40 and A60
- Factory prefinishing - powder coat only (Mineral wool only)

HARDWARE REINFORCEMENTS

- Hinges: 7-gauge
- Closer: 16-gauge (optional: 14-gauge, 12-gauge)
- Locks: 12-gauge



5
DOOR SERIES - ST
STEEL STIFFENED CORE

14



Penal-Ware® 1418 Series 18" Lav-Toilet Comby with Lavatory Oval Bowl



1418-CT-2-BP-04-FV-PHLF

1418-AL-2-BP-04-FV-PHC

Fixture May Show Some Available Options



Please visit www.acorneng.com for most current specifications.

18" Lav-Toilet Comby with Lavatory Oval Bowl

Fixture is arranged to be installed on finished wall and serviced from an accessible pipe chase. Optional Wall Sleeve or Metal Template is recommended for all installations for required wall openings. Fixture is fabricated from 14 gage, type 304 stainless steel cabinet and toilet bowl and is seamless welded construction with a satin finish. The inside of the toilet bowl also has a satin finish. Cabinet interior is sound-deadened with fire-resistant material. There are no accessible voids or crevices where contraband can be concealed.

Lavatory Oval Bowl is 14-3/4" x 9-1/2" x 5" deep. Standard elbow waste outlet is 1-1/2" O.D. plain end.

Optional Valve may be an Air-Control pneumatically operated, pushbutton valve using atmospheric air. Pushbutton is vandal-resistant and requires less than 5 pounds to activate valve. Valve is direct acting, non-metering type and is optionally available as metering with non-hold open feature. Metering valve timing is adjustable from 5 to 60 seconds. Valve includes a 0.5 GPM flow control and can be remotely located up to 10 feet from the operating pushbutton. Valve and bubbler conform with lead free requirements of NSF61, Section 9 and CHSC 116875.

Toilet is blowout jet type with elongated bowl manufactured to ASME A112.19.3 and CSA B45.4 requirements and will flush with a minimum of 25 PSI flow pressure when used in conjunction with a minimum of 1.28 GPF. Trap has a minimum 3-1/2" seal and will pass a 2-1/8" ball. Toilet waste outlet is 2-3/8" diameter plain end extending 3" beyond the fixture for wall outlet or Gasketed Waste for floor outlet.

Regularly Furnished items include a fast drain, an integral self-draining soap dish, and mounting hardware.

GUIDE SPECIFICATION

Provide and install Acorn Penal-Ware 18" wide Lav-Toilet Comby (specify model number and options). Fixture shall be fabricated from type 304 stainless steel. Construction shall be seamless welded and exposed surfaces shall have a satin finish. Countertop shall have an air-circulating, self-draining soap dish. Provide Air-Control pneumatically operated pushbutton valve. Valve and bubbler conform with lead free requirements of NSF61, Section 9 and CHSC 116875. Toilet shall be concealed blowout jet type with an elongated bowl, a self-draining flushing rim, and an integral contoured seat. Toilet shall meet ASME A112.19.3 and CSA B45.4 requirements and will flush with a minimum of 25 PSI flow pressure when used in conjunction with a minimum of 1.28 GPF. Toilet trap shall have a minimum 3-1/2" seal that shall pass a 2-1/8" diameter ball and be fully enclosed. Cabinet interior is sound-deadened with fire-resistant material. Fixture shall withstand loadings of 5,000 pounds without permanent damage. Fixture shall be furnished with necessary fasteners for proper installation.

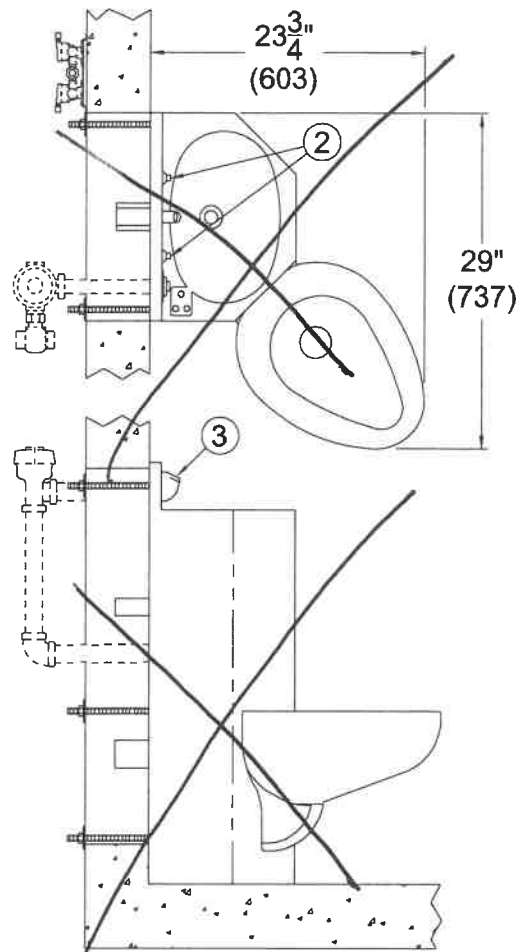
SA

Penal-Ware® 1418: 18" Lav-Toilet Comby with Lavatory Oval Bowl

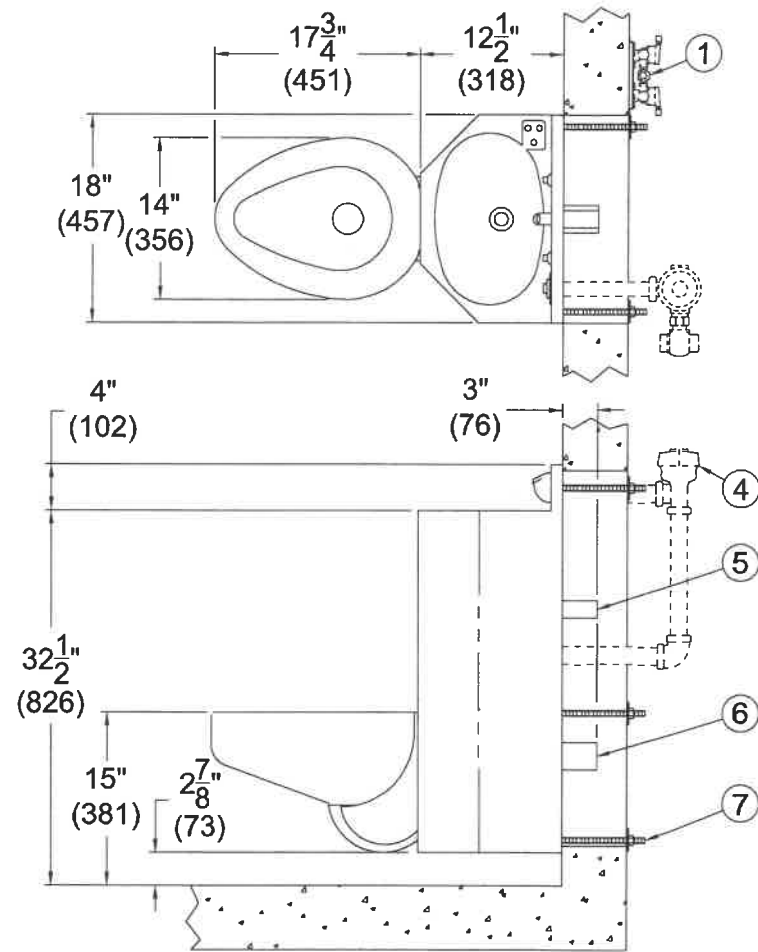


NOTES:

- | | |
|-------------------------------------------|-----------------------------------|
| 1. -04 Hot & Cold Air-Control Valve Shown | 4. Optional -FV Flush Valve Shown |
| 2. Lavy Valve Pushbuttons | 5. Lavy Waste Outlet |
| 3. Lavy -BP Penal Bubbler Shown | 6. Toilet Waste Outlet |
| | 7. Wall Mounting Hardware |



1418-AL-2-BP-04 SHOWN (-AR OPPOSITE)



1418-CT-1-BP-04

SR

Penal-Ware® 1418: 18" Lav-Toilet Comby with Lavatory Oval Bowl



WALL THICKNESS AND TYPE (Must Specify)

Thickness: _____ Type: Concrete Block Steel

MODEL AND OPTIONS SELECTION:

BASE MODEL NUMBER

1418 18" Lav-Toilet Comby

TOILET ORIENTATION (Must Specify)

- AL Angled Left
- AR Angled Right
- CT Centered Toilet

FIXTURE MOUNTING AND WASTE (Must Specify)

- 1 Off-Floor, Wall Outlet
- 2 On-Floor, Wall Outlet
- 3 On-Floor, Floor Outlet

BUBBLER SELECTION (Must Specify)

- BC Bubbler, Code
- BP Bubbler, Penal
- BPH Bubbler, Penal Hemispherical
- LF Lav-Filler

VALVE SELECTION (Must Specify)

Air-Control (Pneumatic)

- 03 Single Temp, Non-Metering
- 03-M Single Temp, Metering
- 04 Hot & Cold, Non-Metering
- 04-M Hot & Cold, Metering
- 04-MH Hot & Cold, Metering Hot Side Only

Master-Trol® (Electronic)

- EVS1 Single Temp
- EVS2 Hot & Cold
- EVSP1 Single Temp, Piezo Button
- EVSP2 Hot & Cold, Piezo Buttons

Master-Trol® PLUS (Electronic)

- MTP1 Single Temp
- MTP2 Hot & Cold
- MTPP1 Single Temp, Piezo Button
- MTPP2 Hot & Cold, Piezo Buttons

-MTP VALVE OPTION

- PFB Power Failure Bypass (Provides drinking water in the event of power failure)

Time-Trol® (Electronic)

- MVC1 Single Temp
- MVC1-BAT Single Temp Battery Powered (Batteries Not Included)
- MVC2 Hot & Cold
- MVC2-BAT Hot & Cold Battery Powered (Batteries Not Included)

Programmable (Electronic) w/9VDC Plug-In Transformer

- PPZ1 Single Temp Programmable Piezo Button
- PPZ2 Hot & Cold Programmable Piezo Button

Valve By Others

- 9 Punched for Valve by Others

VALVE OPTIONS

- BRS Brass Body Valve
- CI Cycle Interrupt for Time-Trol® Valves
- MA2 Manifoldded, 2-Stack
- MA3 Manifoldded, 3-Stack (N/A with -PFB option)
- MA4 Manifoldded, 4-Stack (N/A with -PFB option)
- PBH Hemispherical Pushbutton
- PBP Pushrod Activated Pushbutton
- TF Transformer, 120VAC to 24VAC (-MVC option only)

FLUSH VALVE GPF's (Must Specify)

- 1.28 GPF (HET)
- 1.6 GPF (Not Available in California)
- 3.5 GPF (Not Available in California)

FLUSH VALVE OPTIONS (Must Specify)

- EVSVF Master-Trol® Electronic Flush Valve
- EVSPFV Master-Trol® Electronic Flush Valve w/ Piezo Button
- FV Flush Valve, Mechanical
- FVBO Flush Valve by Others
- FVH Flush Valve, Hydraulic
- MTPFV Master-Trol® PLUS Electronic Flush Valve
- MTPPFV Master-Trol® PLUS Electronic Flush Valve w/ Piezo Button
- MVCFV Time-Trol® Electronic Flush Valve

CABINET OPTIONS

- FMT Fixture Mounted Trim
- IS Integral Shelf
- PH Paper Holder L R LF RF
- TB Toothbrush Holder Left Right
- TG 12 Gage Cabinet
- TH Towel Hook Single Double Left Right
- VG1 Vent Grille, 5-3/4" x 8-3/4" L R LF RF
- VG2 Vent Grille, 8-3/4" x 13" (Bottom Only)(-1 Only)

LAVATORY WASTE OPTIONS

- CW Combined Waste
- LW1 Lavy Thru-Wall Extension with P-Trap
- LWE Lavy Waste Extension (3" Standard) Specify Length Beyond Fixture: _____
- OF Lavatory Overflow
- PT 1-1/2" Removable P-Trap Waste

TOILET OPTIONS

- CO1 Cleanout w/ 2-3/8" OD O-Ring Connection to No-Hub 4" (Plain End Only, Not Applicable with GW or -3 Floor Outlet)
- CO1-3 Cleanout w/ 2-3/8" OD O-Ring Connection to No-Hub 3" (Plain End Only, Not Applicable with GW or -3 Floor Outlet)
- COH Cleanout Hook Assembly
- FT Flood-Trol
- FTA Flood-Trol, Auto-Reset
- FTE Flood-Trol, Electronic
- FVO Flush Valve Opposite In Lieu of Standard Location
- FVT Flush Valve Thru Wall Connector
- GW Gasketed Toilet Waste (Wall Outlet)
- HPS High Polish Seat #7 Finish
- HS Hinged Seat
- PC Pinned Cleanout Plug (For -CO1 Options above)
- SPS Ligature Resistant Skirt
- TSC Toilet Shipping Cover
- TWE Toilet Waste Extension (3" Standard) Specify Length Beyond Fixture: _____
- WO3B 2-3/8" P-Trap w/ 3" Plain End Waste Outlet

PRODUCT OPTIONS

- EGE Enviro-Glaze Color Specify: _____ Toilet Exterior Only
- LPFV Less Punching for Flush Valve
- MT Metal Template (Only 1 Required Per Project)
- SW Wall Sleeve
- VAC AcornVac System

Please visit www.acorneng.com for most current specifications.

WARNING: Cancer and Reproductive Harm - www.P65Warnings.ca.gov

Important: Installation instructions and current rough-in are furnished with each fixture. Do not rough in without certified dimensions. Dimensions are subject to manufacturer's tolerance of plus or minus 1/4" and change without notice. Acorn assumes no responsibility for use of void or superseded data. © Copyright 2009 Acorn Engineering Company

<p style="text-align: center;">Selection Summary</p> <p>Model No. & Option _____</p> <p>Quantity _____</p>	<p style="text-align: center;">Approved for Manufacturing</p> <p>Company _____ Title _____</p> <p>Signature _____ Date _____</p>
-----------------------------------------------------------------------------------------------------------------------	-----------------------------------------------------------------------------------------------------------------------------------------

TRIM | FLUSH MOUNT

57660 | 57662 | 57663 | 57664

- Die Cast Aluminum
- Size options between 5", 7", 9", and 11"
- Ultra-thin 1/2" height with less than 1/4" trim
- Available in 3000k (Made-to-order Color Temperatures available)
- Suitable for Closets according to NEC Section 410.8 & 410.16
- Available in White (WT), Black (BK), Polished Chrome (PC) and Satin Nickel (SN)
- Dimmable with Triac and ELV Dimmers
- Easy to install: fits in 3-0 and 4-0 Outlet Box (pancake and mud ring acceptable)
- Pendant light accessory available (sold separately)
- Suitable for Wet Location, for use on ceilings outdoor and above showers
- ETL/cETL IP65



Job Name : _____
 Job Type : _____
 Quantity : _____
 Comments : _____

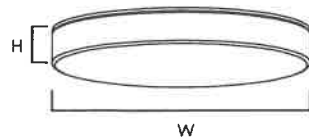


57600
PENDANT ACCESSORY
 (Sold Separately,
 Fixture NOT included)

PRODUCT DESCRIPTION

Thin discs of evenly illuminated LED create the impression of recessed lighting. The die-cast aluminum housings are available in White, Black, Satin Nickel, and Polished Chrome all with a thoughtfully recessed White polycarbonate diffuser. High efficiency and good color rendering make this a perfect choice for your next project. Use the optional pendant adapter to convert any size to a hanging fixture.

MEASUREMENTS



MODEL	DIMENSION	CANOPY	WIRE LENGTH
57660	5"W x 0.75"H x 5"L	5"W x 0.75"H x 5"L	8"L
57662	7"W x 0.75"H x 7"L	7"W x 0.75"H x 7"L	8"L
57663	9"W x 0.75"H x 9"L	9"W x 0.75"H x 9"L	8"L
57664	11"W x 0.75"H x 11"L	11"W x 0.75"H x 11"L	8"L
57600	2.25"W x 10.75"H x 2.25"L, 120"OAH	5"W x 0.25"H x 5"L	120"L

LAMPING

MODEL	BULB TYPE	CRI	COL. TEMP.	LUMENS RATED	DEL	DIMMABLE	INPUT
57660	12.5W AC Integrated LED	90+	3000K	920	875	Triac CL	120V
57662	15W AC Integrated LED	90+	3000K	1100	1050	Triac CL	120V
57663	18W AC Integrated LED	90+	3000K	1280	1260	Triac CL	120V
57664	20W AC Integrated LED	90+	3000K	1450	1400	Triac CL	120V

FINISHES OPTIONS:

- Polished Chrome (PC)
- Satin Nickel (SN)
- White (WT)
- Black (BK)



MATERIAL:

PC + Aluminum

GLASS:

White Acrylic (WT)

AVAILABLE SIZE:

5" | 7" | 9" | 11"

RATINGS:

- cETLus
- Wet Location
- Dimmable
- Title 24 JAB Compliant
- Energy Star
- ADA



ADDITIONAL:

RATED LIFE: 35,000 hours
 WARRANTY: 5 Years

Always consult a qualified electrician before installing any lighting product



WESTERN DISTRIBUTION CENTER (HEADQUARTER)
 253 NORTH VINELAND AVE | CITY OF INDUSTRY, CA 91746

EASTERN DISTRIBUTION CENTER
 4200 SHIRLEY DR. | ATLANTA, GA 30336

P. 626.956.4200 | F. 626.956.4225 | maximlighting.com



PROJECT Job Name _____ Catalog Number _____
 INFORMATION Fixture Type _____ Approved by _____

MIGHTY MAC™

SSA SERIES

PRODUCT FEATURES:

- » Surface ceiling mount – 12"×24" and 12"×48" lengths
- » TIG welded housing with no post grinding for additional strength
- » Vertically adjustable bracket secured to housing via thru-studs
- » Completely concealed internal drop slot piano hinge
- » Ligature resistant construction



SPECIFICATIONS

HOUSING: One-piece die-formed prime grade material as specified – see Ordering Information. Corners continuously seam welded and smooth with no post grinding (TIG). Clamshell housing resistant to penetration and contraband concealment. TGIC polyester powder coat in gloss white with five-stage pre-treatment. Salt spray test: 1,000 hours.

BASEPLATE: Prime grade material as specified – see Ordering Information. Die-formed blade trap (1/4" minimum) prevents contraband concealment and access. Embossed standoffs prevent distortion. TGIC polyester powder coat in gloss white with five-stage pre-treatment. Salt spray test: 1,000 hours.

LENS: As specified – maximum total thickness .625" – see Ordering Information. Kenall recommends a clear outer lens with a prismatic, textured or diffused inner lens. Two clear lenses used in combination cannot be provided.

LENS RETENTION: Vertically adjustable continuous "Z" brackets of prime grade material, secured to housing via thru-studs (6" maximum spacing).

HINGE: 2" completely concealed internal drop slot piano hinge (1/2" knuckle/1/8" diameter pin) standard. Pin secured to knuckle. Hinge welded to housing and mounts to either side of baseplate via keyholes. See Options for Full Length Internal Hinge (IHF).

FASTENERS: Hardened security screws as specified – see Ordering Information. Fully recessed.

LUMINOUS SEAL: Polyurethane foam prevents light leaks from luminaire base.

LED MODULE: Serviceable mid-power LED array. Minimum 80 CRI standard (R9>0), consult factory for optional 90CRI (R9>50). Maximum three-step MacAdam ellipse variation. See Ordering Information for available color temperature options.

DRIVER: 120-277VAC or 347VAC, 50/60Hz electrical input with serviceable constant-current driver (<20% THD, >0.90 PF). Minimum 85% driver efficiency. Standard 0-10V dimming with 1-100% range and dim-to-dark capabilities; 0.2mA maximum source current.

SENSOR & CONTROLS: Optional sensor available with compatible third party controls. To see the full list of compatible controls, click [here](#).

INSTALLATION: Fixture not suitable for Surface Conduit or Continuous Row Mounting.

WARRANTY: Limited five (5) year LED warranty.

LISTINGS: UL and CUL Listed for Damp Locations. See Ordering Information for Wet Location applications. Ligature resistant construction.



ORDERING INFORMATION (Ex: SSA-4-0/0-67L40K-DCC-DV-SYM/B-1)

Model	Size	Hsg./Door Material	Lamp Code	Driver Type	Voltage	Lens (Inner/Outer)	Fasteners	Options
SSA	2	16-GA CRS	25L30K	DCC	DV	SYM/18	1	
Nominal Size	2 12"×24" 4 12"×48"	Lamp Code 2 Nominal Length 25L30K 25 Watt 3000K LED 25L35K 25 Watt 3500K LED	Input Voltage DV 120-277VAC, 50/60Hz 347 347VAC, 60Hz	Fasteners 1 Torx® T-20 Head w/ Center Pin 2 Allen Head w/ Center Pin				
Housing/Base Material	0 14-Ga CRS (Painted White) 1 16-Ga CRS (Painted White) 3 14-Ga SS (Painted White) 4 16-Ga SS (Painted White) 6* 14-Ga SS (Brushed) 7* 16-Ga SS (Brushed) 9 12-Ga CRS (Painted White)	25L40K 25 Watt 4000K LED 25L50K 25 Watt 5000K LED 4 Nominal Length 45L30K 45 Watt 3000K LED 45L35K 45 Watt 3500K LED 45L40K 45 Watt 4000K LED 45L50K 45 Watt 5000K LED 67L30K 67 Watt 3000K LED 67L35K 67 Watt 3500K LED 67L40K 67 Watt 4000K LED 67L50K 67 Watt 5000K LED	Lens (Inner/Outer)‡ SYM** Symmetric, Diffused DR Acrylic 0 No Lens 1 .125" Prismatic Acrylic 2 .125" Prismatic Polycarbonate 3 .125" Textured Polycarbonate G* .125" Clear Polycarbonate 4 .156" Prismatic Polycarbonate TG .250" Textured Tempered Glass 6 .187" Prismatic Polycarbonate 7* .187" Clear Polycarbonate 8* .187" Clear Tempered Glass 9* .250" Clear Polycarbonate A* .250" Clear Tempered Glass B* .375" Clear Polycarbonate C* .375" Clear Tempered Glass J* .500" Clear Polycarbonate P* .500" Clear Tempered Glass	Options LEL Integral 10W Emergency Battery Backup (4' only, 45L max; n/a 347V, 0°C min ambient) LELST Integral 6W Self-Testing Emergency Battery Backup (4' only, 45L max; n/a 347V, 0°C min ambient) NLW† 2700K White LED Night Light NLA† Amber LED Night Light FS Single Fuse & Holder IHF Full Length Internal Hinge RGT Removable Gear Tray SK Speaker Housing Extension WL Wet Location Listed				
Driver Type	DCC	0-10V Dimming Constant Current						

* n/a as Base Material
 † n/a with 347V input
 ** can only be used with clear outer lens
 ‡ Refer to lens specifications
 † Must be paired with prismatic, textured or diffused lens

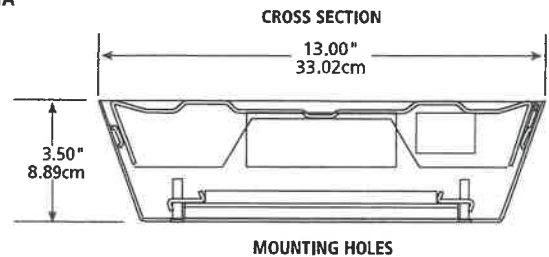


www.kenall.com | P: 800-4-Kenall | F: 262-891-9700 | 10200 55th Street Kenosha, Wisconsin 53144, USA
 This product is able to comply with the latest domestic preference legislation, such as the Buy American Act (BAA), Trade Agreement Act (TAA), Build America, Buy America Act (BABA), and others. It may be covered by patents found at www.kenall.com/patents. Content of specification sheets is subject to change; please consult www.kenall.com for current product details. ©2024 Kenall Mfg. Co.

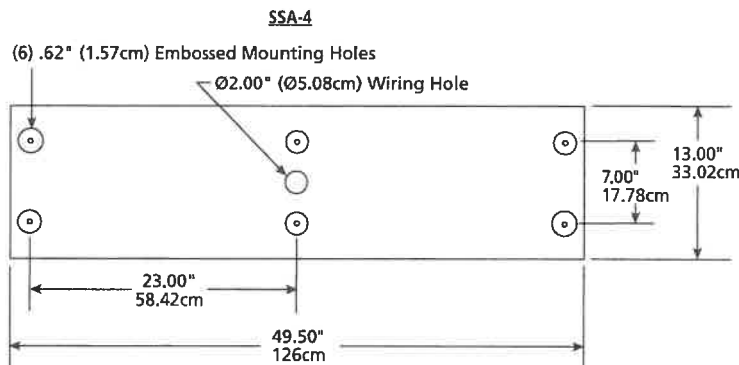
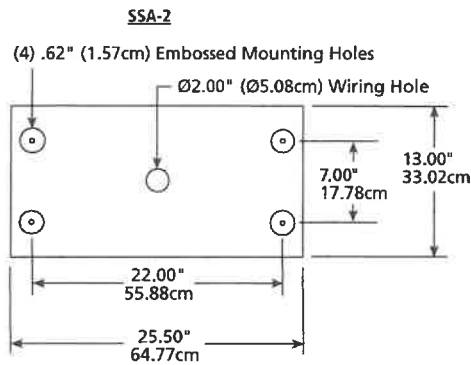
A brand of **legrand**

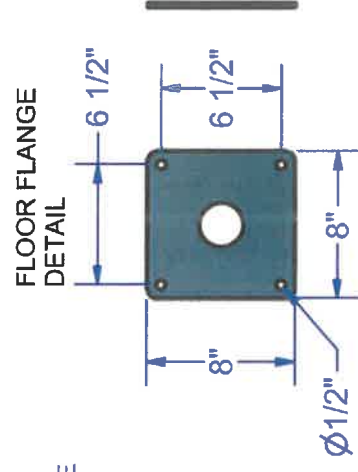
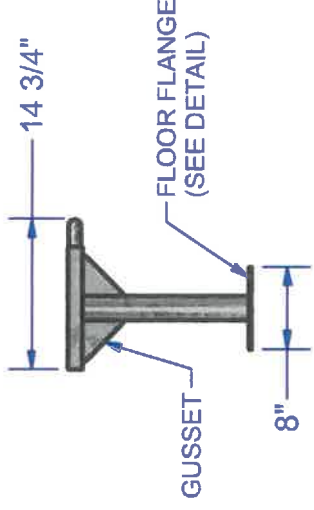
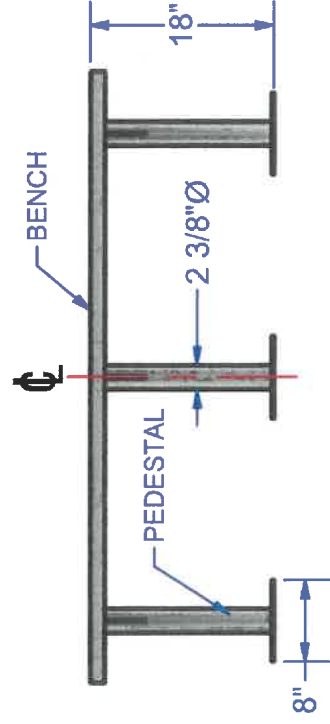
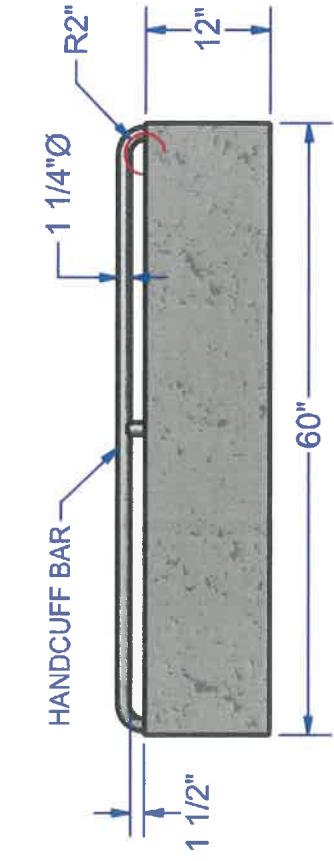
MIGHTY MAC™ SSA SERIES

DIMENSIONAL DATA



MOUNTING HOLES





CONSULT LOCAL AND NATIONAL ACCESSIBILITY CODES FOR PROPER INSTALLATION GUIDELINES.

CONFORMITY AND COMPLIANCE TO LOCAL AND NATIONAL CODES IS THE RESPONSIBILITY OF THE INSTALLER.

DETENTION BENCH IS ONLY AS STRONG AS THE ANCHORING DEVICES AND THE FLOOR ON WHICH IT IS MOUNTED TO.

Construction:

BENCH: 12 GAUGE TYPE 304 STAINLESS STEEL. CORNERS WELDED AND GROUND SMOOTH. 1 1/2" RETURNS ALL AROUND.
 FLOOR FLANGE: 1/4" TYPE 304 STAINLESS STEEL, WELDED TO PEDESTALS.
 PEDESTALS: 2" SCHEDULE 40 TYPE 304 STAINLESS STEEL PIPE, WELDED TO 1 1/4" SQUARE TUBES AND 12 GAUGE PLATE UNDER BOTTOM OF BENCH.
 HANDCUFF BAR: 1 1/4"Ø X .110 WALL TYPE 304 STAINLESS STEEL TUBE. WELDED TO BENCH WITH CENTER SUPPORT.
 FINISH: SATIN #4

GUIDE SPECIFICATION:

DETENTION BENCH 12" WIDE X 60" LONG. HANDCUFF BAR ATTACHED. EXPOSED FLOOR MOUNTING. FULLY WELDED CONSTRUCTION

INSTALLATION:

USE FLOOR FLANGES AS A TEMPLATE TO MARK AND LOCATE MOUNTING HOLES. SECURE TO FLOOR USING APPROPRIATE FASTENERS AND ANCHORS (NOT PROVIDED).

Brey-Krause Mfg. reserves the right to make changes in design and/or material without formal notice and without incurring any obligation.

Brey-Krause Manufacturing
© 2016

1209 W. Lehigh Street, Bethlehem, PA 18018
 Phone: 610-867-1401 Fax: 610-866-1433
 Web: www.breykrause.com Email: info@breykrause.com

